



EasyLED Technology

EPL2AO

L70
25°C

138,000 Hours

Hazardous Location EasyLED

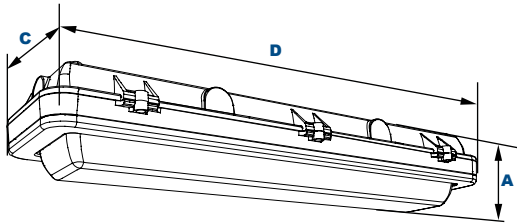
24" Linear LED Die Cast



Shown with LumaLens

Dimensions

Width (D)	24½" (614mm)
Length (C)	7" (178mm)
Height (A)	4" (102mm)



The Jemm EPL2AO Class 1, Division 2 Explosion Proof Hazardous Location series wall and ceiling mount luminaire is available with clear or LumaLens lenses and open door frame designed to replace HID lighting systems from 175w to 250w MH or HPS. Typical lighting applications include industrial facilities, oil, gas, painting facilities, and auto service facilities. Mounting heights of 12 to 25 feet can be used based on light level and uniformity requirements.

Specifications and Features:

Housing:

Heavy-Duty Die Cast Aluminum Housing and Top Frame, with ½" Tapped Coin Plug Openings for Wiring Entrance Conduits.

Listing & Ratings:

ETL Listed for Hazardous Locations Per UL844 as Follows:
Class 1, Division 2 Groups A, B, C, D; T4 Temperature Rating
Suitable for Wet Locations.

Finish:

Platinum Powdercoat Finish Over a Chromate Conversion Coating. Custom Colors Available Upon Request.

Lens:

Clear UV-Stabilized Polycarbonate or SoftLED LumaLens Opal UV-Stabilized Polycarbonate Vandal-Resistant Lens

Mounting Options:

Mount with Stainless Steel Adjustable Bracket or Yoke. Rated for 6 #12 AWG 90°C for Through Wiring.

EasyLED LED:

Aluminum Boards

Wattage:

Array: 47w, System: 57.8w; (175w HID Equivalent)
66w: Array: 66w, System: 77.3w; (250w HID Equivalent)

Driver:

Electronic Driver, 120-277V, 50/60Hz or 347-480V, 50/60Hz; Less Than 20% THD and PF>0.90. Standard Internal Surge Protection 6kV. 0-10V Dimming Standard for a Dimming Range of 100% to 10%; Dimming Source Current is 150 Microamps.

Warranty:

5-Year Warranty for -25°C to +40°C Environment.

See Page 2 for Projected Lumen Maintenance Table.

Order Information Example:

EPL2AOF66U5KCP

Model	Optics	Wattage	Driver	CCT	Lens	Color
EPL2AO=EasyLED Open Frame 24" Linear LED Die Cast	F=Wide	47=47w 66=66w	U=120-277V H=347-480V	4K=4000K 5K=5000K	F=Clear UV-Stabilized Polycarbonate Vandal- Resistant Lens L=SoftLED LumaLens Opal UV-Stabilized Polycarbonate Vandal- Resistant Lens	P=Platinum C=Custom (Consult Factory)

Project Information:

Project Name: _____ Fixture Type: _____

Complete Catalog #: _____ Date: _____

Comments: _____

Certification & Listings:




Class 1, Division 2
Groups A, B, C, D
T4 Temperature Rating



Specifications subject to change without notice. Rev. 103020

Accessories & Replacement Parts:

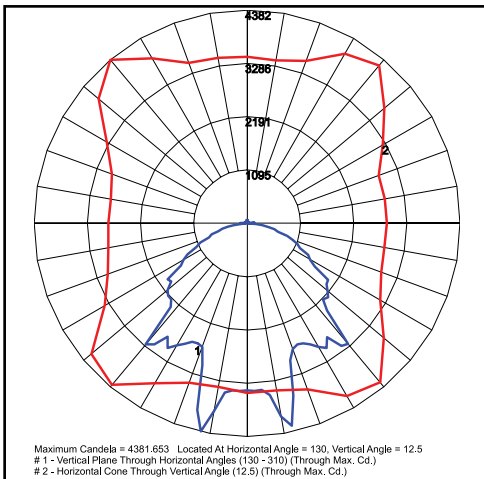


Mounting Accessories (Order Separately, Field Installed)

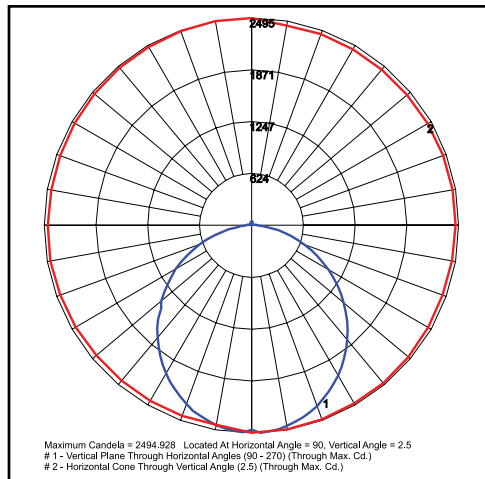
LVABRSS	Stainless Steel Adjustable Bracket, Set of Two
LV2AYSS	Stainless Steel Yokes for HLV2A, Includes Hardware.

*Shown Mounted

Photometric Data



HLVAOQF66U5KC
Clear Lens



HLVAOQF66U5KL
LumaLens

Photometric Performance

LED Board Watts	Drive Current (mA)	Input Watts	Optics	Spacing Criteria	5000 CCT 80 CRI		4000 CCT 80 CRI	
					Lumens	LPW	Lumens	LPW
EasyLED 47w (Clear Lens)	116	58	Open Frame (100° x 100°)	1.22	7,309	126	7,017	121
EasyLED 47w (LumaLens)			Open Frame (110° x 130°)	1.30	5,932	102	5,695	98
EasyLED 66w (Clear Lens)		77	Open Frame (100° x 100°)	1.22	10,294	134	9,882	128
EasyLED 66w (LumaLens)			Open Frame (110° x 130°)	1.30	8,356	109	8,021	104

Projected Lumen Maintenance

Data shown for 5000 CCT			Compare to MH			
TM-21-11	Input Watts	Initial	25,000 Hrs	50,000 Hrs	100,000 Hrs	Calculated LED Life
L70 Lumen Maintenance @ 25°C / 77°F	All wattages up to and including 77w	1.00	0.95	0.89	0.78	138,000
L80 Lumen Maintenance @ 40°C / 104°F		1.00	0.92	0.84	0.68	62,000

NOTES:

1. Projected per IESNA TM-21-11. Data references the extrapolated performance projections for the 116mA base model in a 25°C ambient, based on 10,000 hours of LED testing per IESNA LM-80-08.
2. Compare to MH box indicates suggested Light Loss Factor (LLF) to be used when comparing to Metal Halide (MH) systems.