

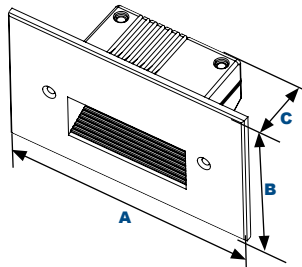
SL10

LED Step Light



Dimensions

Width (A)	5" (127mm)
Height (B)	3" (78mm)
Depth (C)	1 1/4" (45mm)



The Jemm LED SL10 Step Light provides fully shielded lighting for outdoor path, walkways and landscape areas. Optics are designed to replace outdated Halogen and Compact Fluorescent lighting systems. These fixtures are ideal for retail centers, restaurants, hotels, schools and universities, public transit and airports, office buildings and medical facilities.

Specifications and Features:

Housing:

Die-Cast Aluminum Housing and Heatsink.

Listing & Ratings:

CSA: Listed for Wet Locations, ANSI/UL 1598, 8750; IP66 Sealed LED Compartment.

Finish:

Textured Black, Bronze, or White Powdercoat Finish Over a Chromate Conversion Coating. Custom Colors Available Upon Request.

Lens:

Frosted Tempered Glass Array Lens

Mounting Options:

Mounts to Standard Single Gang Junctions Box with (2) 1 1/2" – 6-32 Phillips Bevel Head Stainless Steel Screws.

LED:

Aluminum Boards

Wattage:

Array: 4w, System: 3.2w

Driver:

On-Board Electronic Driver, 120V, 50/60Hz; Less Than 20% THD and PF>0.90.

Warranty:

2-Year Warranty for -20°C to +40°C Environment.

Project Information:

Project Name:	Fixture Type:
Complete Catalog #:	Date:
Comments:	

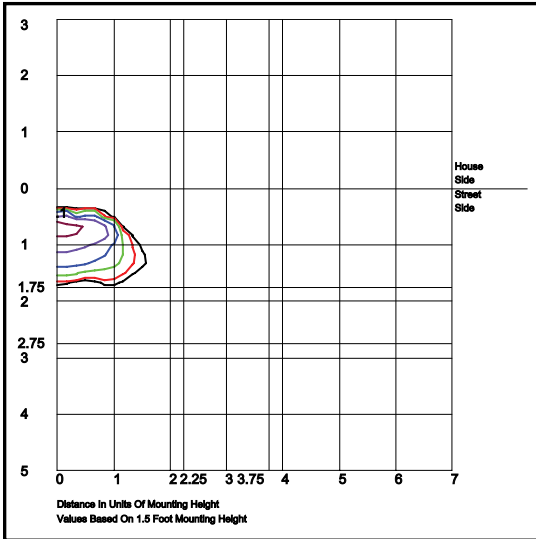
Certification & Listings:



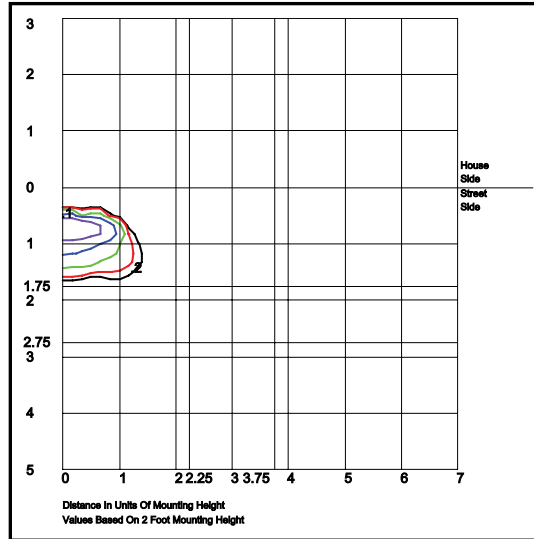
Order Information Example: SL10F41204KB

SL10	F	4	120	4K	
Model	Optic	Wattage	Driver	CCT	Color
STP10Q=LED Step Light	F=Type V	4=4w	120=120V	4K=4000K	Z=Bronze B=Black W=White C=Custom (Consult Factory)

Photometric Data



SL10F41204K
Type V
Mounted 18" Above Floor



SL10F11204K
Type V
Mounted 24" Above Floor

Photometric Performance

LED Board Watts	Input Watts	Optic	4000 CCT 80 CRI			
			Lumens	B	U	G
LED 4w	3.2	Type V	12	0	0	0