

WRST


L70
25°C

89,000 Hours

AmberLED Down Light Turbine LED Wall Cylinder



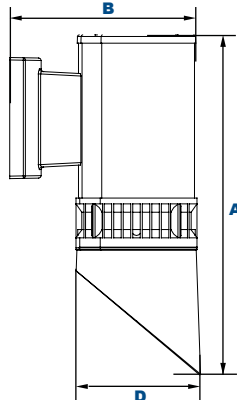
Shown with "VS" Visor



Shown with "A"
Medium Optic



Shown with "D"
Narrow Optic



Dimensions

| | |
|---------------------|-----------------|
| Diameter (D) | 5 1/4" (146mm) |
| Length (B) | 8 5/8" (226mm) |
| Height (A) | 16 1/2" (410mm) |

The Jemm AmberLED WRST C³ Turbine Full Cut-off wall mount cylinder is available with a shielded IES Type V distribution, and is certified by the Florida Fish & Wildlife Conservation Commission (FWC) for wildlife applications that are directly visible from the shore requiring monochromatic AMBER light. LEDs operate between 585 and 595 nm, greater than 560nm required by FWC. Typical applications include retail centers, hotels, residential, parks, schools and universities, office buildings and medical facilities. Mounting heights of up to 12 feet can be used based on light level and uniformity requirements.

Specifications and Features:

Housing:

Extruded Round Aluminum Housing with Built-in Heat Sinks. Includes Visor Required to Maintain FWC Certification.

Listing & Ratings:

CSA: Listed for Wet Locations, ANSI/UL 1598, 8750; IP66 Sealed LED Compartment.

Finish:

Textured Architectural Bronze or Black Powdercoat Finish Over a Chromate Conversion Coating. Custom Colors Available Upon Request.

Lens:

Tempered Clear Flat Glass Lens

Reflector:

Wide, Medium and Narrow Distributions

Mounting Options:

Mount Over a 4" Recessed Outlet Box.

COB LED:

Amber COB

Wattage:

COB 20w, System Input 21w; (100w HID Equivalent)

Driver:

Electronic Driver, 120-277V, 50/60Hz; Less Than 20% THD and PF>0.90. Standard Internal Surge Protection 2kV. 0-10V Dimming Standard for a Dimming Range of 100% to 10%; Dimming Source Current is 150 Micro-amps.

Controls:

Fixtures Ordered with Factory-Installed Photocell or Motion Sensor Controls are Internally Wired for Switching and/or 1-10V Dimming Within the Housing. Remote Direct Wired Interface of 1-10V Dimming is Not Implied and May Not Be Available, Please Consult Factory. Fixtures are Tested with LEPC Controls and May Not Function Properly With Controls Supplied By Others. Fixtures are NOT Designed for Use with Line Voltage Dimmers.

Warranty:

5-Year Warranty for -40°C to +50°C Environment.

See Page 2 for Projected Lumen Maintenance Table.

AmberLED



Certification #2018-001

Order Information Example:

WRST20AC320UAMZSPVS

Shipped from Tampa location only

| Model | Optics | C3 | LED | Wattage | U | AM | Color | Options | VS |
|---|--|--------------|--------|------------|----------|---|--|----------|----|
| WRST20= AmberLED Down Light Wall Cylinder | A=70° Reflector B=100° Reflector D=30° Reflector | C3=Amber COB | 20=20w | U=120-277V | AM=Amber | Z=Bronze B=Black C=Custom (Consult Factory) | SF=Single Fuse DF=Double Fuse SP=Surge Protection PC1=Photocell, 120VAC PC3=Photocell, 120-277VAC BU=Battery Backup, 90 Minutes | VS=Visor | |

Project Information:

Project Name: _____ Fixture Type: _____

Complete Catalog #: _____ Date: _____

Comments: _____

Certification & Listings:



Specifications subject to change without notice. Rev. 061419

Accessories & Replacement Parts:



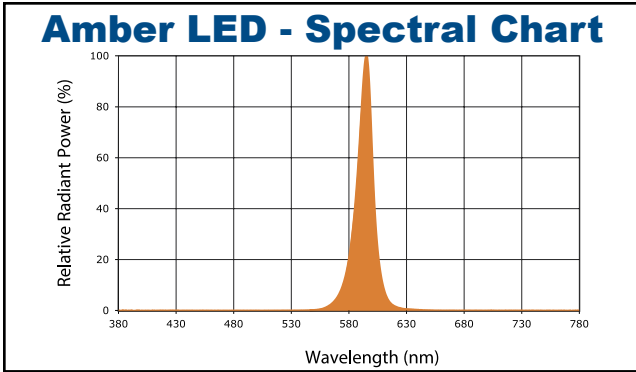
P18100 & P18103

Replacement Parts (Order Separately, Field Installed)

| | |
|--------|----------------------|
| P18100 | 120VAC Photocell |
| P18103 | 120-277VAC Photocell |

For Replacement Battery Backup, see the LEPG LED Battery Backup Specification Sheet.

Photometric Data



Photometric Performance

| LED Board Watts | Drive Current (mA) | Input Watts | Beam | |
|-----------------|--------------------|-------------|------|--------|
| LED COB 20w | 525 | 21 | A | Medium |
| | | | B | Wide |
| | | | D | Narrow |

Projected Lumen Maintenance

| Data shown for Amber LEDs | Compare to MH | | | | | |
|--|---------------|---------|------------|------------|-------------|----------------------|
| | Input Watts | Initial | 25,000 Hrs | 50,000 Hrs | 100,000 Hrs | Calculated L70@ 25°C |
| TM-21-11 | 21 | 1.00 | 0.92 | 0.83 | 0.66 | 89,000 |
| L70 Lumen Maintenance @ 25°C / 77°F | | | | | | |
| TM-21-11 | Input Watts | Initial | 25,000 Hrs | 50,000 Hrs | 100,000 Hrs | Calculated L70@ 50°C |
| L70 Lumen Maintenance @ 50°C / 122°F | 21 | 1.00 | 0.90 | 0.81 | 0.62 | 78,000 |
| TM-21-11 | Input Watts | Initial | 25,000 Hrs | 50,000 Hrs | 100,000 Hrs | Calculated L80@ 40°C |
| L80 Lumen Maintenance @ 40°C / 104°F | 21 | 1.00 | 0.93 | 0.86 | 0.72 | 72,000 |

NOTES:

- Projected per IESNA TM-21-11. Data references the extrapolated performance projections for the 525mA base model in a 25°C ambient, based on 10,000 hours of LED testing per IESNA LM-80-08.
- Compare to MH box indicates suggested Light Loss Factor (LLF) to be used when comparing to Metal Halide (MH) systems.