

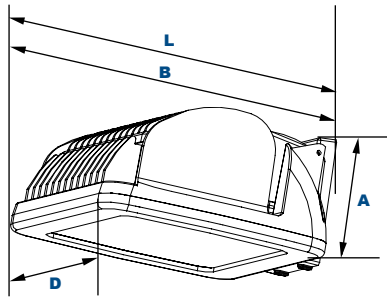
A25COB

L70 25°C 429,000 Hours

EasyLED Varistar Area/Flood/Wall Light



Shown with "SF" Slipfitter Mounting Option



Dimensions

Width (D)	13" (330mm)	
Length (B)	10½" (267mm)	Length with Mount (L)
Height (A)	5¼" (133mm)	

Kitty Hawk Arm (KA): 14½" (378mm)
Slipfitter (SF): 14¼" (359mm)
Mounting Arm Adapter (MA): 14½" (371mm)
Bracket (BR): 14¼" (362mm)
Easy-Hang Wall Bracket (EH): 11½" (289mm)
Wall Mount Box (WB): 16½" (416mm)

The Jemm A25COB ColorLED static color cut-off area, wall mounted or flood light luminaire is available with a wide choice of mounting configurations and IES Type III or V distributions or a 30° narrow beam designed to provide accent colored light using Blue, Green, Red or Amber LED arrays. Typical lighting applications include retail centers, industrial parks, schools and universities, public transit and airports, office buildings and medical facilities. Mounting can be accomplished using ground attachment accessories and to heights of 14 to 25 feet based on light level and uniformity requirements.

Specifications and Features:

Housing:

Die Cast Housing with Integral Heat Sinking and Front Frame. Photocell Adaptable. Includes Receptacle and Shorting Cap.

Listing & Ratings:

CSA: Listed for Wet Locations, ANSI/UL 1598, 8750; IP66 Sealed LED Compartment.

Finish:

Textured Architectural Bronze Powdercoat Finish Over a Chromate Conversion Coating. Custom Colors Available Upon Request.

Lens:

Tempered Clear Flat Glass Lens

Mounting Options:

Mounts with Kitty Hawk Arm, 2½" Diameter Mounting Arm Adapter, Adjustable Slipfitter, Two-Piece Bracket, Easy Hang Wall Bracket or Wall Mount Box. Photocell Option Not Available When Using WB-Wall Mount Box. (Factory Installed).

ColorLED LED:

Aluminum Boards

Wattage:

78w: Array: 78w, System: 85w; (Up to 175w HID Equivalent)

Driver:

Electronic Driver, 120-277V, 50/60Hz or 347-480V, 50/60Hz; Less Than 20% THD and PF>0.90. Standard Internal Surge Protection 6kV. 0-10V Dimming Standard for a Dimming Range of 100% to 10%; Dimming Source Current is 150 Microamps.

Controls:

Fixtures Ordered with Factory-Installed Photocell or Motion Sensor Controls are Internally Wired for Switching and/or 1-10V Dimming Within the Housing. Remote Direct Wired Interface of 1-10V Dimming is Not Implied and May Not Be Available, Please Consult Factory. Fixtures are Tested with LEPC Controls and May Not Function Properly With Controls Supplied By Others. Fixtures are NOT Designed for Use with Line Voltage Dimmers.

Warranty:

5-Year Warranty for -40°C to +40°C Environment.

Order Information Example:

A25COBF78UBLCZSFSP

A25COB	78	C						
Model	Beam	Wattage	Driver	CCT	Lens	Color	Mounting	Options
A25COB = EasyLED Varistar Area/Flood/Wall Light	I =NEMA 4Hx4V+ C =NEMA 7Hx7V+ F =NEMA 7Hx7V+ +All Colors Special Order, 6 Weeks Lead Time ♦Blue, Green, Red In Stock. Amber Special Order, 6 Week Lead Time	78 =78w	U =120-277V H =347-480V	BL =Blue GR =Green RD =Red AM =Amber	C =Clear Flat Glass Lens	Z =Bronze C =Custom (Consult Factory)	KA =Kitty Hawk Arm MA =Mounting Arm Adapter SF =Slipfitter BR =Two-Piece Swivel Bracket EH =Easy-Hang Wall Bracket WB = Wall Mount Box NM =No Mount	SF =Single Fuse DF =Double Fuse SP =Surge Protection R3 =3-Pin Twist Lock Photocell Receptacle R7 =7-Pin ANSI C136.41—2013 Twist Lock Photocell Receptacle

Project Information:

Project Name: _____ Fixture Type: _____

Complete Catalog #: _____ Date: _____

Comments: _____

Certification & Listings:



Specifications subject to change without notice. Rev. 043018

Mounting Options:



A25COB with Kitty Hawk Arm (KA)

Kitty Hawk Die-Cast Mounting Arm, Bronze Powdercoat Finish, Includes Hardware. Mounts Directly to Square Poles.



A25COB with Pole Mounting Arm Adaptor (MA)

Die-Cast Adaptor for 2 3/8" Horizontal Mounting Arms, Bronze Powdercoat Finish, Includes Hardware.



A25COB with External Mount Slipfitter (SF)

External Mount Die-Cast Adjustable Slipfitter for 2 3/8" Tenons, Bronze Powdercoat Finish, Includes Hardware.



A25COB with Two-Piece Swivel Bracket (BR)

Two-Piece Stamped Steel Adjustable Bracket, Bronze Powdercoat Finish, Includes Hardware.



A25COB Shown with Easy-Hang Wall Bracket (EH)

Die-Cast Easy-Hang Wall Bracket, Powdercoat Finish, Includes Hardware




A25COB with Wall Mount Box (WB)


Die-Cast Wall Mount Box, Allows Housing to Swivel 0° Up to 30°, Bronze Powdercoat Finish. Twist-Lock Photocell Option Not Available with this Mounting.





EPA (Effective Projected Area)

Shown with Mounting Arm


Configuration	EPA (Sq. Ft.)	Weight (Lbs.)
	.70	18 Lbs

Configuration	EPA (Sq. Ft.)	Weight (Lbs.)
 2@180° Mount	1.40	36 Lbs

 2@90° Mount	0.952	36 Lbs
---	-------	--------

Configuration	EPA (Sq. Ft.)	Weight (Lbs.)
 3@90° Mount	1.54	54 Lbs

 3@120° Mount	1.40	54 Lbs
--	------	--------

Configuration	EPA (Sq. Ft.)	Weight (Lbs.)
 4@90° Mount	1.54	72 Lbs

Accessories & Replacement Parts:



Mounting Accessories (Order Separately, Field Installed)

KH20RPZ	Die-Cast Adaptor for 3" to 4" Round Poles, Bronze Powdercoat Finish. Use with Kitty Hawk Mounting Arm only.
KH20WMZ	Die-Cast Wall Mount Adaptor, Bronze Powdercoat Finish. Use with KH25A Kitty Hawk Mounting Arm only.
PTS1SZ	Single Pole Tenon Spoke Bracket, 2 3/8" Horizontal Mounting Arm, Bronze Powdercoat Finish, Includes Hardware.
PTSB290SZ	Twin Pole Tenon Spoke Bracket, 2 3/8" Horizontal 90° Mounting Arms, Bronze Powdercoat Finish, Includes Hardware.
PTSB2180SZ	Twin Pole Tenon Spoke Bracket, 2 3/8" Horizontal 180° Mounting Arms, Bronze Powdercoat Finish, Includes Hardware.
PTSB390SZ*	Triple Pole Tenon Spoke Bracket, 2 3/8" Horizontal 90° Mounting Arms, Bronze Powdercoat Finish, Includes Hardware.
PTSB3120SZ*	Triple Pole Tenon Spoke Bracket, 2 3/8" Horizontal 120° Mounting Arms, Bronze Powdercoat Finish, Includes Hardware.
PTSB490SZ*	Quad Pole Tenon Spoke Bracket, 2 3/8" Horizontal 90° Mounting Arms, Bronze Powdercoat Finish, Includes Hardware.

Accessories (Order Separately, Field Installed)

P18131	Twist Lock Non-Shorting (Open) Cap Disconnects Service to Fixture for Temporary or Permanent Disabling (Fixture Always Off). IP65, 480V Maximum.
P18132	Twist Lock Shorting Cap Provides Fixed Service to Fixture (Fixture Always on). IP65, Rated Load 7200w Tungsten.
P18140	110-120VAC Instant Twist Lock Photocell
P18142	105-287VAC Instant Twist Lock Photocell
P18150	120VAC Time Delay Twist Lock Photocell
P18152	277VAC Time Delay Twist Lock Photocell
P18154	480VAC Time Delay Twist Lock Photocell. For 480V use only.
P18156	120-277VAC Universal Twist Lock Photocell
AD25GSZ	Aluminum House Side Shield, Bronze Powdercoat Finish, Includes Hardware.
AD25WG	Wire Guard, Stainless Steel Construction


Replacement Parts (Order Separately, Field Installed)

KH25AZ	Kitty Hawk Die-Cast Mounting Arm, Bronze Powdercoat Finish, Includes Hardware. Mounts Directly to Square Poles
ALMAAZ	Die-Cast Adaptor for 2 3/8" Horizontal Mounting Arms, Bronze Powdercoat Finish, Includes Hardware.
FL73SFZX	External Mount Die-Cast Adjustable Slipfitter for 2 3/8" Tenons, Bronze Powdercoat Finish, Includes Hardware.
FL73BRZ	Two-Piece Stamped Steel Adjustable Bracket, Bronze Powdercoat Finish, Includes Hardware.
KHEHZ	Die-Cast Easy-Hang Wall Bracket, Bronze Powdercoat Finish, Includes Hardware.
AD25WBZ	Die-Cast Wall Mount box, Allows Housing to Swivel 0° Up to 30°, Bronze Powdercoat Finish. Twist-Lock Photocell Option Not Available with this Mounting.


Twist-Lock Photocells and Shorting Caps cannot be used with the Wall Mount Box (WB)

*Non-stock item. Consult factory for lead time.

Specifications subject to change without notice. Rev. 092818



F Optic, 120°H x 110°V, NEMA 7Hx7V



I Optic, 30°H x 30°V, NEMA 4Hx4V

Shown on 48' tall building.

Distributions

LED Board Watts	Input Watts	Beam	
ColorLED 78w AmberLED 78w	85	C	120°H x 70°V, NEMA 7Hx7V
		F	120°H x 110°V, NEMA 7Hx7V
		I	30°H x 30°V, NEMA 4Hx4V